

# Word Study

## Step One: Identify Word Parts

1. Write the word.
  2. Mark the vowels and syllables.
  3. How many syllables?
  4. Underline the base/root word.
  5. Circle any Prefixes and/or Suffixes.
- 

## Step Two: Part of Speech

Noun    Adjective    Adverb    Pronoun  
Verb    Preposition    Conjunction    Interjection

## Step Three: Define

1. Look up the definition in the dictionary.
2. Write the definition.
3. Re-write the definition in your own words.

Dictionary Definition:

My Own Words:

# Word Study

## Step Four: Use the Word

1. Write a sentence including the word in a way that shows you know the meaning of the word.

---

---

---

---

---

---

## Step Five: Interpret the Word

1. Come up with synonyms and antonyms for the word.

Synonyms:

---

---

---

---

---

---

Antonyms:

---

---

---

---

---

---

## Step Five: Visualize the Word

1. Draw a picture that helps someone else understand the meaning of the word.

# **Student Reference Lists**

- Prefixes
- Suffixes
- Greek Roots
- Latin Roots

# Thank You!

It is my sincere hope that you enjoy this resource and find it helpful! Thank you so much for downloading!



If you like this resource, be sure to visit my Teachers Pay Teachers store and follow me for more great resources and promotional freebies!

Sincerely,  
Amanda

## Graphics & Fonts from the following:



*MyCuteGraphics*

## Terms of Use

All rights reserved. Purchase of this item entitles the purchaser the right to reproduce the pages in limited quantities for classroom use only. Duplication for an entire school, an entire school system or commercial purposes is strictly forbidden without written permission from the author. Copying any part of this product and placing it on the internet in any form (even a personal/classroom website) is strictly forbidden and is a violation of the Digital Millennium Copyright Act (DMCA). These items will be located by Google and traced back to the publishing site. If you would like to share this resource with another teacher please purchase an additional license.

# Prefixes - Page 1

Prefix	Meaning	Examples
ante-	before	antecedent, antebellum, anterior
anti-	against	antifreeze, antitrust, antisocial
be-	to, completely	belittle, befriend, begotten
bene-	good, well	beneficial, benevolent, benediction
circum-	around, about	circumference, circle, circumvent
co-	together, with	cooperate, copilot
col-	together, with	collide, collect, collaborate
com-	together, with	committee, communication
con-	together, with	concert, connect, concur
cor-	together, with	correlate, correspond
de-	opposite of, not	dehydrate, decaffeinated
dis-	opposite of, not	discord, discomfort, disengage
em-	cause to	empower, emanate, employ
en-	cause to	enjoy, endure, enlighten
ex-	out, from	exhale, exit, excavate
fore-	before	foreshadow, foresight, forecast
homo-	same, alike	homonym, homogenize, homophone
hyper-	over, above, excessive	hyperactive, hypersensitive
il-	not, opposite	illogical, illegal, illegitimate
im-	not, into	import, immigrate, impart
in-	in, into, not	invade, incredible, insane

# Prefixes - Page 2

Prefix	Meaning	Examples
inter-	between, among	interact, international, interface
ir-	not, into	irregular, irreversible, irritate
mal-	bad, evil	malnutrition, malice, maladjusted
micro-	small	microscope, microphone, microwave
mid-	middle	midterm, midnight, midway
mis-	wrongly	misunderstood, misjudged, misplace
multi-	many, much	multiply, multigrain, multipurpose
non-	not	nonstop, nonexistent, noninvasive
over-	too much	overuse, overact, overdose
para-	beside, alongside	paraprofessional, paralegal
poly-	many, much	polygon, polyester
post-	after, behind	postwar, posterior, postdate
pre-	before	preview, pretest, prevent
pro-	forward, earlier	proactive, progress, proceed
re-	again, back	rewrite, review, return
retro-	back, backward	retroactive, retrograde
semi-	half	semicircle, semicolon, semifinal
sub-	under	submarine, subway, substitute
super-	above	superstar, supernatural, superb
tele-	distant	telephone, television, telegraph
therm-	heat, warm	thermostat, thermal, thermometer

# Prefixes - Page 3

Prefix	Meaning	Examples
trans-	across, move between	transition, transcend, transport
un-	not, opposite	unlock, unsafe, unhappy
under-	too little, not enough	underdog, underage, underfed

# Number Prefixes - Page 1

Prefix	Meaning	Examples
uni-	one	universe, uniform, unicycle
mono-	one	monotone, monologue
bi-	two	biology, bicycle, binoculars
di-	two	digraph, dialogue, dichotomy
du-	two	duel, duet, duo
tri-	three	tricycle, triangle, tripod
quad-	four	quadrilateral, quadrangle
quart-	four	quarter, quartet
penta-	five	pentagon, pentameter
quin-	five	quintet, quintuplet
hexa-	six	hexagon, hexameter
sext-	six	sextuplet
hepta-	seven	heptagon, heptameter
sept-	seven	September
octo-	eight	October, octagon, octopus
novem-	nine	November, novena
deca-	ten	decade, decagon
deci-	ten	decimal, decibel
decem-	ten	December
hemi-	half	hemisphere
semi-	half	semicircle, semiannual, semester



# Number Prefixes - Page 2

Prefix	Meaning	Examples
poly-	many	polygon, polynomial
multi-	many	multiply, multipurpose, multiverse
cent-	100	cent, centennial, century
kilo-	1,000	kilogram, kilometer, kilobyte
milli-	1,000	milligram, millisecond, millipede
mille-	1,000	millennium

# Suffixes - Page 1

Prefix	Type	Meaning	Examples
<b>-able</b>	adjective	able to be, worthy of, capable of	likable, enjoyable
<b>-acy</b>	noun	state or quality	privacy, secretly
<b>-age</b>	noun	result of an action	marriage, pilgrimage
<b>-al</b>	noun	of the kind	natural, unusual
<b>-ance</b>	noun	state or quality of	maintenance
<b>-ary</b>	noun	place for, one who	library, secretary
<b>-ate</b>	verb	become	hesitate, complicate
<b>-dom</b>	noun	Place or state of being	freedom, wisdom
<b>-eer</b>	noun	one who, what/that/which	pioneer, engineer
<b>-en</b>	verb	become, to make	enlighten, loosen
<b>-ence</b>	noun	state or quality of	coincidence, prominence
<b>-er</b>	noun	one who, what/that/which	trainer, teacher
<b>-es</b>	plural	more than one	hotels, dogs, cats
<b>-ful</b>	adjective	notable for, full of	beautiful, colorful
<b>-fy</b>	verb	make or become	terrify, magnify
<b>-hood</b>	noun	condition of being	Neighborhood, childhood
<b>-ial</b>	adjective, noun	pertaining to, relating to	social, territorial
<b>-ian</b>	noun	one who, what/that/which	librarian, magician

# Suffixes - Page 2

Prefix	Type	Meaning	Examples
<b>-ible</b>	adjective	able to be, worthy of, rank, group of	terrible, responsible, incredible
<b>-ic</b>	adjective, noun	pertaining to, relating to	energetic, historic, volcanic
<b>-ical</b>	adjective, noun	pertaining to, relating to	magical, historical, logical
<b>-ify</b>	verb	make or become	classify, terrify
<b>-ing</b>	present tense	in the present	jumping, running
<b>-ion</b>	noun	state of being, quality, act	transition, envision
<b>-ious</b>	adjective	characterized by, full of, having	nutritious, curious
<b>-ise</b>	verb	to make, to become	franchise, italicise
<b>-ish</b>	adjective	having the quality of	childish, selfish
<b>-ism</b>	noun	doctrine, belief	capitalism, racism
<b>-ist</b>	noun	one who	biologist, Buddhist
<b>-ity</b>	noun	quality of	clarity, sanity
<b>-ive</b>	adjective	having the nature of, somewhat alike	creative, positive
<b>-ize</b>	verb	to make, to become	civilize, realize
<b>-less</b>	adjective	without	endless, powerless
<b>-ly</b>	adverb	how something is	quickly, carefully
<b>-ment</b>	noun	condition of	basement, argument
<b>-ness</b>	noun	state of being	happiness, careless

# Suffixes List - Page 3

Prefix	Type	Meaning	Examples
-ology	noun	study of	biology, geology
-or	noun	one who, what/that/which	mentor, survivor, governor
-ous	adjective	characterized by, full of, having	prosperous, dangerous
-s	plural	more than one	dogs, hotels, cars
-ship	noun	art or skill of, condition, group of	leadership, friendship, citizenship
-sion	noun	state of being, quality, act	invasion, erosion, conclusion
-tion	noun	state of being, quality, act	education, action, invitation
-ty	noun	quality of	honesty, certainty
-y	adjective	characterized by, act in a way that	risky, crazy, funny

# Greek Roots - Page 1

Root	Meaning	Examples
aer	air	aeroplane, aerobics, aerosol
arch	rule, chief	archetype, monarchy, architect
aster	star	asterisk, asteroid
astr	star	astrology, disaster, astronomy
bio	life	biology, antibiotic, autobiography
centr	center	concentrate, central, egocentric
chron	time	chronological, synchronize, chronicle
cosm	world	cosmos, cosmology, microcosm
crat	rule	democrat, bureaucrat, idiosyncratic
crit	judge	criticize, hypocrite, critic
cycl	circle	bicycle, recycle, encyclopedia
dem	people	democracy, epidemic, demographics
derm	skin	dermatologist, epidermal, taxidermist
geo	earth	geology, geography, geothermal
gram	to write	diagram, program, grammar
graph	to write	paragraph, autograph, biography
homo	same	homophone, homonym, homogeneous
hydra	water	hydrant, hydrogen, hydrate
logo	word, reason	logic, dialogue, epilogue
logy	study	geology, mythology, technology
meter	measure	centimeter, thermometer, kilometer

# Greek Roots - Page 2

Root	Meaning	Examples
micro	small	microscope, microwave, microphone
ortho	straight, correct	orthopedic, orthodox, orthography
pan	all	pandemic, pantheon, panorama
path	feeling, suffer	sympathy, empathy, pathetic
ped	child	pedagogy, pediatrician, encyclopedia
phil	loving	philosophy, Philadelphia, philanthropy
phobia	fear	acrophobia, claustrophobia
phon	sound	phonics, microphone, telephone
photo	light	photograph, photosynthesis, photon
phys	nature	Physical, physics, physician
pol	city	politics, police, Minneapolis
psych	spirit, soul	psychology, psychiatrist, psychic
scope	see	microscope, telescope, horoscope
sphere	ball	atmosphere, biosphere, hemisphere
tech	build, art, skill	technology, technical, technician
tele	far	telephone, television, telescope
therm	heat	thermal, thermometer, thermos
typ	to beat, to strike	typewriter, archetype, stereotype
zo	animal	zoo, zoology, zodiac

# Latin Roots - Page 1

Root	Meaning	Examples
aud	hear	audience, audition, audio
bene	well	benefit, benign, benevolent
cand	shine	candle, incandescent, candid
chand	shine	chandelier
cap	head	captain, capital, captivity
cide	cut, kill	pesticide, homicide, concise
clud	shut	conclude, seclude, exclude
clos	shut	close, disclose, foreclose
clus	shut	exclusive, seclusion
cogn	know	recognize, cognition, incognito
corp	body	corpse, corporation, corporal
cred	trust, believe	credit, incredible, credulous
dent	tooth	dentist, dentures, indent
dont	tooth	orthodontist
dic	speak	dedicate
dict	speak	dictionary, predict, contradict
doc	teach	documentary, doctor, doctrine
duc	lead	educate, reduce, reproduce
duct	lead	conductor, introduction, aqueduct
equa	equal	equal, equator, equation
equi	equal	equivalent, equilibrium, equinox

# Latin Roots - Page 2

Root	Meaning	Examples
fac	do	factory, faculty, artifact
fec	do	effect, affection, confection
fer	carry	transfer, reference, conference
fid	trust	confidence, fidelity, confidential
fin	end	final, finish, infinite
flex	bend, curve	flexible, flex, inflexible
flect	bend, curve	reflection, deflect, inflection
flu	flow	fluid, influence, affluence
form	shape	transform, format, information
grac	thankful	gracious, grace
grat	thankful	grateful, congratulate, gratitude
grad	go, step	graduate, gradual, grade
gress	go, step	progress, transgression, congress
ject	throw	inject, object, project
jud	judge	judgement, prejudice, judicial
junct	join	junction, adjunct, juncture
langu	tongue	language
lingu	tongue	bilingual, linguistics, lingo
lit	letter	literature, literacy, literal
loc	speak	elocution
loq	speak	eloquent, soliloquy, colloquial



# Latin Roots - Page 3

Root	Meaning	Examples
mal	bad	malady, malaria, malfunction
man	hand	manual, manipulate, manicure
mem	memory, mindful	remember, memorabilia, memorize
min	small	minimize, minute, minor
miss	send	transmission, submission, mission
mit	send	transmit, submit, omit
mob	move	mobile, automobile, immobile
mot	move	motion, motor, motivate
pat	father	paternal, patronize, patron
ped	foot	pedal, pedicure, pedestrian
pens	hand	pension, suspense, dispense
pend	hang	pending, pendulum, depend
port	carry	porter, export, report
pos	put, place	position, positive, compose
pon	put, place	postpone, proponent
prim	first	primate, primitive, primary
prin	first	principal, prince, principle
quir	ask	inquire, require, acquire
ques	ask	quest, question, request
rupt	break	rupture, bankrupt, erupt
sal	salt	salt, saline, salary

# Latin Roots - Page 4

Root	Meaning	Examples
sci	know	science, conscious, conscience
scrib	write	scribble, ascribe, describe
script	write	script, prescription, description
sect	cut	dissect, insect, intersect
seg	cut	segment, segregate
sent	feel	sentiment, consent, resent
sens	feel	sense, sensation, sensory
sequ	follow	sequel, consequence, sequential
sec	follow	second, sect, persecute
son	sound	sonnet, consonant, resonate
spec	see	spectacle, spectacular, respect
spic	see	specimen, aspect, inspector
spir	breathe	spirit, inspire, respiration
sta	stand	station, statue, status
stis	stand	assist, consistent, persistent
stru	build	construct, instruction, destruction
tain	hold	obtain, sustain, entertain
tang	touch	tangible, tangent, intangible
tact	touch	contact, tactile
tend	stretch	extend, intend, tendon
tens	stretch	intensify, tension

# Latin Roots - Page 5

Root	Meaning	Examples
term	end	terminal, determine, terminate
terra	earth	terrain, terrestrial, terrarium
tort	twist	contort, distort, torture
torq	twist	torque
tract	pull	tractor, contract, attract
vac	empty	vacant, vacuum, vacation
val	strong, worth	validate, evaluate, valid
ven	come	venue, avenue, intervene
vent	come	adventure, event, invent
vers	turn	adverse, anniversary, controversy
vert	turn	convert, vertical, advertise
vid	see	video
vis	see	television, advise, invisible
voc	call	vocal, advocate, vocabulary
vol	roll	volunteer, convolute, volume
volv	roll	revolve, evolve, devolve

# Looking for more?

## GREEK & LATIN ROOTS Task Cards



What does the root "bio" mean?  
a. time

What does the root "topo" mean?  
a. water  
b. wind, hot air  
c. land, island  
d. bird

What does the root "struct" mean?  
a. build  
b. carry  
c. lead  
d. verb

25

36 Must Know Roots

## GREEK & LATIN ROOTS Posters




Greek **bio** (life)  
Example: I read a **biography** about George Washington.

Greek **path** (feeling)  
Example: The nurse listened to the patient with **empathy**.

36 MUST KNOW ROOTS

## GREEK & LATIN ROOTS



Graphic Organizers  
5 Different Layouts

## GREEK & LATIN ROOTS Posters



Greek **bio** (life)  
Examples: biography, biplane, bioscope.

Latin **port** (carry)  
Examples: airport, transportation, export, import, portable, postage.

36 MUST KNOW ROOTS

## GREEK & LATIN ROOTS I HAVE WHO HAS?



I have the root "bio".  
Who has the root that means "land"?

I have the root "chora".  
Who has the root that means "build"?

36 Activity Cards

## Word Wall

250+ Printables  
MEGA BUNDLE

trans-stretch	photo-sun	dis-never then and	root-never
trans-and	photo-sound	dis-never then and	para-never
trans-earth	photo-light	dis-never then and	poly-never
trans-twist	photo-nature	dis-never then and	post-never

Prefixes Greek Roots  
Suffixes Latin Roots

## FIGURATIVE LANGUAGE in POPULAR SONG LYRICS



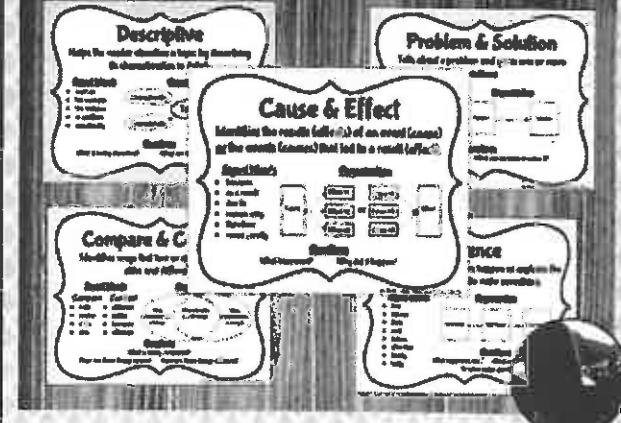
"There's a star in my heart"  
by Ryan Cash Brown

"Night Song"  
by Rachel Padden

"The Way I Feel About You"  
by Rachel Padden

44 TASK CARDS

## NON-FICTION Text Structure Posters



**Descriptive**  
Helps the reader understand a topic by describing its characteristics in detail.

**Problem & Solution**  
Tells about a problem and gives one or more solutions.

**Cause & Effect**  
Identifies the results (effects) of an event (cause) or the events (causes) that led to a result (effect).

**Compare & Contrast**  
Identifies ways that two or more things are alike and different.

**Sequence**  
Tells about an event or process in the order that it happened.

# SIX SYLLABLE TYPES




	C	L	O	V	E	R
syllable type	Closed	consonant-L-e	Open	Vowel team	magic E	R-controlled
characteristics	ends in one or more consonants; vowel sound is short	a consonant followed by an "l-e"; must connect to another syllable type	ends in a single vowel; vowel makes long sound	a group of vowels working together to make a single sound	vowel-consonant-e pattern; vowel sound is long	r follows a vowel and distorts the sound
examples	pat, crunch	gigGLE, taBLE	hi, MUsic	food, STEAMer	rake, clove	cork, PARTy

## **READING GAMES TO PLAY AT HOME**

<b>Phonemic Awareness</b>	
<b>Guess the Sounds</b>	-say separate sounds /c/ /a/ /t/ and have your child guess the word
<b>Rhyme Pairs</b>	-say two words and have your child tell you if they rhyme or not
<b>Memory</b>	-print out picture cards (i.e. star and car) and take turns turning over two pictures, saying the word, and if they rhyme the person keeps the match
<b>What's the first sound?</b>	-say a word and have your child tell you the beginning sound
<b>What's the last sound?</b>	-say a word and have your child tell you the ending sound
<b>How many syllables?</b>	-say a word and have your child count the syllables by counting how many times their jaw moves down as they say each syllable in the word
<b>Fun in the Car</b>	-call out a letter and say the sound and take turns naming words that begin with that sound
<b>Alphabet Knowledge</b>	
<b>Bathtub letters</b>	-put magnetic letters in the tub -have your child find a letter you name -have your child hold up a letter and you name it -you hold up a letter and have your child name it
<b>Alphabet bingo</b>	-print out an empty bingo card -write letters on it -call out letters and have your child cover the letter with an small object or cross out with a crayon
<b>Sight Word Practice</b>	

Flashcards/Sticky Notes	<ul style="list-style-type: none"> <li>-Write a sight words on flashcards or sticky notes</li> <li>-Place them around the house and each time your child finds one, have them spell and read the word to you</li> <li>-Start with a small number and then add a few more</li> <li>-Repeat with new sight words as they master the ones you are working on</li> </ul>
Word Football	<ul style="list-style-type: none"> <li>-Draw a football field on a large piece of paper</li> <li>-cut out a football out of cardstock or thick paper</li> <li>-print sight words on notecards</li> <li>-have your child turn a card over and spell and read the word</li> <li>-if correctly read, move ten yards</li> <li>-if misread, model the correct way to pronounce for your child, and put the word back in pile</li> </ul>
Increasing Working Memory	
Licence Plate Game	<ul style="list-style-type: none"> <li>-Take turns reciting the numbers and letters on a license plate and try to say them backwards</li> </ul>
Card Games	<ul style="list-style-type: none"> <li>-Uno</li> <li>-War</li> <li>-Crazy 8's</li> </ul> <p>Your child has to keep the rules in his mind, and remember what cards he has, and what others have played</p>
How many digits can you recall?	<ul style="list-style-type: none"> <li>-say three digits, letters, or words and have your child repeat back</li> <li>-continue to increase the number of items to repeat back</li> </ul> <p>Your child has to visualize in their mind.</p>

## THE FIVE FINGER RULE



- Open the book to any page and ask your child to read aloud
- Put up a finger every time your child does not know a word
- If you put up five fingers before finishing the page, the book is too difficult for your child to read independently and may cause frustration



## READING WEBSITES



[www.starfall.com](http://www.starfall.com)

[www.speakaboos.com](http://www.speakaboos.com)

[www.spellingcity.com](http://www.spellingcity.com)

[www.wegivebooks.org](http://www.wegivebooks.org)

[www.readtheory.org](http://www.readtheory.org)

[www.getepic.com](http://www.getepic.com)


[www.pebblego.com](http://www.pebblego.com)

[www.timeforkids.com/news](http://www.timeforkids.com/news)

[www.scholastic.com/teachers](http://www.scholastic.com/teachers)

[www.kids.nationalgeographic.com](http://www.kids.nationalgeographic.com)

## MAKE READING PART OF YOUR EVERYDAY LIFE...



- Read stories at bedtime
  - Read cooking instructions
  - Read information on cereal boxes
  - Read the grocery list
- 
- Play a board game and read instructions
  - Read street signs
  - Go to the public library
  - Visit book stores
  - Read the TV guide
  - Read the school lunch menu
  - Read magazines
  - Make a cozy reading area in your home
  - Hang up a wipe-off board, and introduce a mystery word of the day
  - Order a kids magazine monthly subscription
  - Build words with magnetic letters on the fridge and have your child read them
  - Write notes for your kids to read



*Here are some questions you can ask your child about their reading; choose a few each night to engage in conversation with your child about their nightly independent reading.*

**Before reading:**

- Looking at the title, cover and illustrations/pictures, what do you think will happen in this book?
- What makes you think that?
- What characters do you think might be in the book?
- Do you think there will be problem in the story? Why?
- What do you already know about the topic of this book?
- Does the topic or story relate to you or your family? How?
- Do you think it will be like any other book you've read? If so, which one, and how do you think it will be similar?

**During reading:**

- What has happened so far in the story? Can you tell me using sequence words? (first, then, next, after, finally, etc.)
- What do you predict will happen next?
- How do you think the story will end?
- Why do you think the character did \_\_\_\_\_?
- What would you have done if you were the character?
- How would you have felt if you were the character?
- When you read, what pictures did you see in your head? How did you imagine it looked like?
- What are you wondering about as you read? What questions do you have?
- Think about the predictions you made before reading; do you still think the story will go that way? Why or why not? How do you think it will go now?

**After reading:**

- Why is the title a good title for the book/story? If you had to give it a different title, what would be another good title for it?
- Were your predictions correct? Where did you have to fix your prediction as you read?
- If there was a problem, did it get solved? How did the character try to solve the problem?
- What happened because of the problem?
- Did any of the characters change through the story? Who changed, and how did they change?
- Why do you think the author wrote this?
- What is the most important point that the author is trying to make in his/her writing?
- What was your favorite part? Why?
- If you could change one part, what would you change?
- If you could ask the author a question, what would you ask?
- Can you retell the story in sequence order (use your fingers and sequence words: first, second, then, next, etc.)
- Is there a character in the story that reminds you of someone you know? If so, who are they like, and why do you think that?
- Does this book remind you of another book you know? Does it remind you of something you've experienced in real life?

***For fun:*** Have them act out a scene from the book, draw you a picture of their favorite part to decorate the refrigerator, or write a follow-up story. They can pretend they are a book reviewer reviewing the book on TV, or they can write a letter or postcard to the author. There are many creative ways to engage students in reading and have them share their reading with you!



*Here are some questions you can ask your child about their reading; choose a few each night to engage in conversation with your child about their nightly independent reading.*

**Before reading:**

- Looking at the title, cover and illustrations/pictures, what do you think will happen in this book?
- What makes you think that?
- What characters do you think might be in the book?
- Do you think there will be problem in the story? Why?
- What do you already know about the topic of this book?
- Does the topic or story relate to you or your family? How?
- Do you think it will be like any other book you've read? If so, which one, and how do you think it will be similar?

**During reading:**

- What has happened so far in the story? Can you tell me using sequence words? (first, then, next, after, finally, etc.)
- What do you predict will happen next?
- How do you think the story will end?
- Why do you think the character did \_\_\_\_\_?
- What would you have done if you were the character?
- How would you have felt if you were the character?
- When you read, what pictures did you see in your head? How did you imagine it looked like?
- What are you wondering about as you read? What questions do you have?
- Think about the predictions you made before reading; do you still think the story will go that way? Why or why not? How do you think it will go now?

**After reading:**

- Why is the title a good title for the book/story? If you had to give it a different title, what would be another good title for it?
- Were your predictions correct? Where did you have to fix your prediction as you read?
- If there was a problem, did it get solved? How did the character try to solve the problem?
- What happened because of the problem?
- Did any of the characters change through the story? Who changed, and how did they change?
- Why do you think the author wrote this?
- What is the most important point that the author is trying to make in his/her writing?
- What was your favorite part? Why?
- If you could change one part, what would you change?
- If you could ask the author a question, what would you ask?
- Can you retell the story in sequence order (use your fingers and sequence words: first, second, then, next, etc.)
- Is there a character in the story that reminds you of someone you know? If so, who are they like, and why do you think that?
- Does this book remind you of another book you know? Does it remind you of something you've experienced in real life?

***For fun:*** Have them act out a scene from the book, draw you a picture of their favorite part to decorate the refrigerator, or write a follow-up story. They can pretend they are a book reviewer reviewing the book on TV, or they can write a letter or postcard to the author. There are many creative ways to engage students in reading and have them share their reading with you!

# Scope & Sequence



Intensive, Multisensory Reading Intervention  
with Proven Results

**GRADES PreK-8+**



**School Specialty.**

Instruction & Intervention



800.225.5750

[epsbooks.com](http://epsbooks.com)

## SOUNDS SENSIBLE

- Consonants
- Short a

## LEVEL 1

- |           |                      |
|-----------|----------------------|
| • short a | • ch                 |
| • short i | • th                 |
| • short o | • wh                 |
| • short u | • ang, ing, ong, ung |
| • short e | • ank, ink, onk, unk |
| • sh      |                      |

## LEVEL 2

- |              |                           |
|--------------|---------------------------|
| • ff, ll, ss | • ck                      |
| • al         | • tch                     |
| • wa         | • a-e, i-e, o-e, u-e, e-e |
| • qu         | • Vse                     |

## LEVEL 3

- open syllables (so, he, fly)
- exceptions (ild, old, ind, ost, oll)
- ay
- -ed
- suffixes -s, -es, -ing, -er, -est, -en, -ish, -ly, -y, -ful, -ness, -less
- twin-consonant syllable division
- nontwin-consonant syllable division
- ou
- prefix a-

## LEVEL 4

- |                          |       |
|--------------------------|-------|
| • ea                     | • ee  |
| • consonant-le syllables | • oo  |
| • oa                     | • igh |
| • ai                     | • ie  |

## LEVEL 5

- |                        |      |
|------------------------|------|
| • soft c               | • ow |
| • soft g               | • kn |
| • ei, ui, ir, ear, wor | • oe |
| • dge                  | • or |
| • s = /z/              | • ar |

## LEVEL 6

- |                                      |   |
|--------------------------------------|---|
| • prefix a-, ending -a, suffix -able | • aw, au  |
| • ph                                 | • ey  |
| • ought, aught                       | • kn, wr, mb, gh, gu                            |
| • ue, ew, tu                         | • suffix -age                                   |
| • oi, oy                             | • open syllables (a/CV, i/CV, o/CV, u/CV, e/CV) |

## LEVEL 7

- V/V syllables
- ct
- ei, eigh
- open syllable i (alligator, radio)
- suffixes -tion, -sion, -ci, -ti
- suffixes -tu, -ture, -sure
- suffix -ous
- suffixes -ence, -ent, -ance, -ant, -cy, -ency, -ancy
- ui, eu
- suffixes -er, -or, -ar, -ard

## LEVEL 8

- arV, irV, erV, urV
- prefixes dis-, mis-, pre-, pro-, re-, de-, ex-
- suffixes -al, -on, -an, -ain, -ine, -en, -et, -ite, -ate, -ic
- suffixes -ive, -ary
- prefixes in-, im-, il-, ir-, un-, under-, sub-, con-, com-, cor-, col-
- prefixes para-, ab-, ad-, ac-, af-, ap-, per-
- i = /y/; ch = /k/, /sh/; que = /k/

## The 44\* Phonemes

Following is a list of the 44 phonemes along with the letters or groups of letters that represent those sounds.

Phoneme (speech sound)	Graphemes** (letters or groups of letters representing the <i>most common</i> spellings for the individual phonemes)	Examples
---------------------------	---	----------

### Consonant Sounds:

1.	/b/	b, bb	big, rubber
2.	/d/	d, dd, ed	dog, add, filled
3.	/f/	f, ph	fish, phone
4.	/g/	g, gg	go, egg
5.	/h/	h	hot
6.	/j/	j, g, ge, dge	jet, cage, barge, judge
7.	/k/	c, k, ck, ch, cc, que	cat, kitten, duck, school, occur, antique, cheque
8.	/l/	l, ll	leg, bell
9.	/m/	m, mm, mb	mad, hammer, lamb
10.	/n/	n, nn, kn, gn	no, dinner, knee, gnome
11.	/p/	p, pp	pie, apple
12.	/r/	r, rr, wr	run, marry, write
13.	/s/	s, se, ss, c, ce, sc	sun, mouse, dress, city, ice, science
14.	/t/	t, tt, ed	top, letter, stopped
15.	/v/	v, ve	vet, give
16.	/w/	w	wet, win, swim
17.	/y/	y, i	yes, onion
18.	/z/	z, zz, ze, s, se, x	zip, fizz, sneeze, laser, is, was, please, Xerox, xylophone

Phoneme (speech sound)	Graphemes** (letters or groups of letters representing the <i>most common</i> spellings for the individual phonemes)	Examples
---------------------------	---	----------

### Consonant Digraphs:

19.	/th/ (not voiced)	th	thumb, thin, thing
20.	/th/ (voiced)	th	this, feather, then
21.	/ng/	ng, n	sing, monkey, sink
22.	/sh/	sh, ss, ch, ti, ci	ship, mission, chef, motion, special
23.	/ch/	ch, tch	chip, match
24.	/zh/	ge, s	garage, measure, division
25.	/wh/ (with breath)	wh	what, when, where, why

### Short Vowel Sounds:

26.	/a/	a, au	hat, laugh
27.	/e/	e, ea	bed, bread
28.	/i/	i	if
29.	/o/	o, a, au, aw, ough	hot, want, haul, draw, bought
30.	/u/	u, o	up, ton

### Long Vowel Sounds:

31.	/ā/	a, a_e, ay, ai, ey, ei	bacon, late, day, train, they, eight, vein
32.	/ē/	e, e_e, ea, ee, ey, ie, y	me, these, beat, feet, key, chief, baby
33.	/ī/	i, i_e, igh, y, ie	find, ride, light, fly, pie
34.	/ō/	o, o_e, oa, ou, ow	no, note, boat, soul, row
35.	/ū/	u, u_e, ew	human, use, few, chew

<b>Phoneme</b> (speech sound)	<b>Graphemes**</b> (letters or groups of letters representing the <i>most common</i> spellings for the individual phonemes)	<b>Examples</b>
----------------------------------	--	-----------------

**Other Vowel Sounds:**

36.	/oo/	oo, u, oul	book, put, could
37.	/ōō/	oo, u, u_e	moon, truth, rule

**Vowel Diphthongs:**

38.	/ow/	ow, ou, ou_e	cow, out, mouse, house
39.	/oy/	oi, oy	coin, toy

**Vowel Sounds Influenced by r:**

40.	/a(r)/	ar	car
41.	/ā(r)/	air, ear, are	air, chair, fair, hair, bear, care
42.	/l(r)/	irr, ere, eer	mirror, here, cheer
43.	/o(r)/	or, ore, oor	for, core, door
44.	/u(r)/	ur, ir, er, ear, or, ar	burn, first, fern, heard, work, dollar

**Source:** *Orchestrating Success in Reading* by Dawn Reithaug (2002).

**\* The number of phonemes is different in some linguistics textbooks; this is evidence of the difficulty of classifying ( Moats, 1998).**

**\*\* This list does not include all possible graphemes for a given phoneme.**




Pre-Primer		Primer		First Grade		Second Grade		Third Grade	
the	one	he	now	of	take	would	write	if	full
to	my	was	no	his	every	very	always	long	done
and	me	that	came	had	old	your	made	about	light
a	big	she	ride	him	by	its	gave	got	pick
I	come	on	into	her	after	around	us	six	hurt
you	blue	they	good	some	think	don't	buy	never	cut
it	red	but	want	as	let	right	those	seven	kind
in	where	at	too	then	going	green	use	eight	fall
said	jump	with	pretty	could	walk	their	fast	today	carry
for	away	all	four	when	again	call	pull	myself	small
up	here	there	saw	were	may	sleep	both	much	own
look	help	out	well	them	stop	five	sit	keep	show
is	make	be	ran	ask	fly	wash	which	try	hot
go	yellow	have	brown	an	round	or	read	start	far
we	two	am	eat	over	give	before	why	ten	draw
little	play	do	who	just	once	been	found	bring	clean
down	run	did	new	from	open	off	because	drink	grow
can	find	what	must	any	has	cold	best	only	together
see	three	so	black	how	live	tell	upon	better	shall
not	funny	get	white	know	thank	work	these	hold	laugh
		like	soon	put		first	sing	warm	
		this	our			does	wish		
		will	ate			goes	many		
		yes	say						
		went	under						
		are	please						

# Reading Strategies Posters & Bookmarks

## Ways to Take Action & Solve Words

### Eagle Eye

Look at the picture.



Think 'what is in the picture that starts with the beginning letter?'

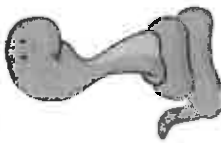
### Lips the Fish

Get your mouth ready!



Say the beginning sound.


### Stretchy Snake



Slowly stretch each letter sound to make the word.

shp = sh ll p


### Chunky Monkey



Break the word into chunks you already know.

m ai  
fl ai  
spl ai ter

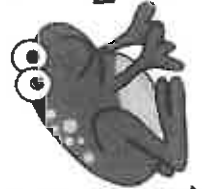
### Tryin' Lion



Try to re-read the sentence.

Think 'what makes sense?'

### Skippy Frog




Skip the tricky word.

Read to the end.

Go back & try it again.

### Flippy Dolphin



Flip the vowel sound.

Try the long & short sounds.

## ALWAYS

- Make Sense
- Sound Right
- Look Right

## Ways to Take Action!



**Eagle Eye**  
Look at the picture.  
Use the beginning letter.



**Lips the Fish**  
Get your mouth ready.  
Say the first sound.



**Stretchy Snake**  
Slowly stretch each letter sound together.



**Chunky Monkey**  
Break the word into chunks you know.  
m ai fl ai spl ai ter



**Tryin' Lion**  
Try to re-read the sentence. Think about what would make sense.



**Skippy Frog**  
Skip the tricky word.  
Read to the end.  
Go back & try it again.



**Flippy Dolphin**  
Flip the vowel sound.  
Try long & short sounds.

**Reading  
Workshop  
Top Sellers**



**LEARN MORE**




**Writing  
Workshop  
Top Sellers**



**LEARN MORE**

# Writing Workshop Bundle



# SKILL BUILDERS NUMBER SENSE

**SKILL BUILDERS**

# PART PART WHOLE

**Part-Part Whole**

10	6	4
10	6	4

**Missing Parts**

10	6	4
10	6	4

**Mixing it Up**

10	6	4
10	6	4

**Triple Bonds**

10	6	4
10	6	4

**It's the Same**

10	6	4
10	6	4

**5 GRADIENTS**  
**40 PRINTABLES**  
**NO PREP**

Growing firsties

[illegible]

**5 GRADIENTS**  
**40 PRINTABLES**  
**NO PREP**

# Thanks for your download!

This product is licensed for a single user in one classroom only. It contains the intellectual property of Lisa Mattes. Copying any part of this product and placing it on the internet in any form is strictly forbidden and is a violation of the Digital Millennium Copyright Act (DMCA).

©2013 Lisa Mattes. All rights reserved.



It would be such an honor if you stopped by my blog! You can find me at <http://growingfirsties.blogspot.com>

Fonts & graphics from this pack are from these amazing and talented designers and artists... please go check them out by clicking directly on each of their images below. Each image is hyperlinked to make it easy for you!

Bubbly Borders



# Eagle Eye




Look at the  
picture.

Think "What is in  
the picture that  
starts with the  
beginning letter?"

# Lips the Fish

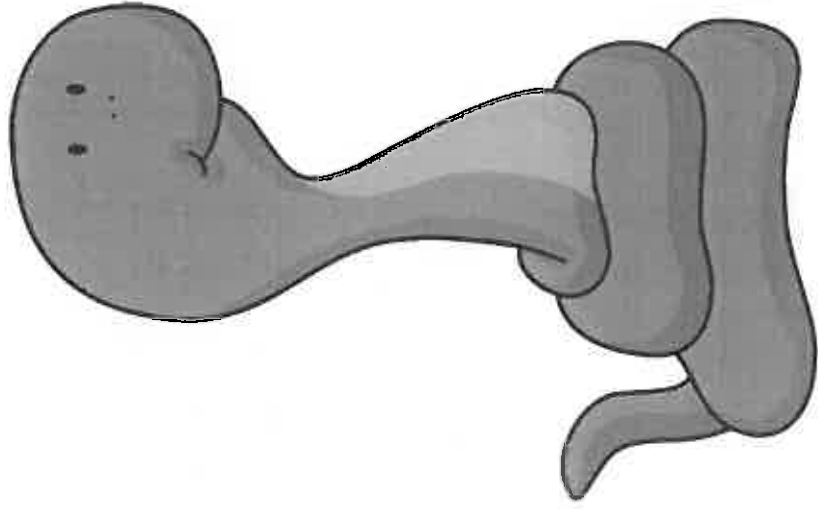
Get your  
mouth  
ready!

Say the  
beginning  
sound.






# Stretchy Snake



Slowly stretch  
each letter  
sound to make  
the word.

ship = sh i p


# Tryin' Lion



Try to re-read  
the sentence.

Think "what  
makes sense?"

# Chunky Monkey




Break the word  
into chunks you  
already know.

m at

fl at

spl at ter

# Flippy Dolphin



Flip the vowel  
sound.

Try the long &  
short sounds.

# Skippy Frog



Skip the tricky  
word.

Read to the end.

Go back & try it  
again.

# Ways to Take Action!



**Eagle Eye**  
Look at the picture.  
Use the beginning letter.



**Lips the Fish**  
Get your mouth ready.  
Say the first sound.



**Stretchy Snake**  
Sloooooowly stretch each  
letter sound together.



**Chunky Monkey**  
Break the word into  
chunks you know.  
m at © fl at © spl at ter



**Tryin' Lion**  
Try to re-read the  
sentence. Think about  
what would make sense.



**Skippy Frog**  
Skip the tricky word.  
Read to the end.  
Go back & try it again.



**Flippy Dolphin**  
Flip the vowel sound.  
Try long & short sounds.

# Ways to Take Action!



**Eagle Eye**  
Look at the picture.  
Use the beginning letter.




**Lips the Fish**  
Get your mouth ready.  
Say the first sound.



**Stretchy Snake**  
Sloooooowly stretch each  
letter sound together.



**Chunky Monkey**  
Break the word into  
chunks you know.  
m at © fl at © spl at ter



**Tryin' Lion**  
Try to re-read the  
sentence. Think about  
what would make sense.



**Skippy Frog**  
Skip the tricky word.  
Read to the end.  
Go back & try it again.



**Flippy Dolphin**  
Flip the vowel sound.  
Try long & short sounds.

# Ways to Take Action!



**Eagle Eye**  
Look at the picture.  
Use the beginning letter.



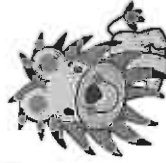
**Lips the Fish**  
Get your mouth ready.  
Say the first sound.



**Stretchy Snake**  
Sloooooowly stretch each  
letter sound together.



**Chunky Monkey**  
Break the word into  
chunks you know.  
m at © fl at © spl at ter



**Tryin' Lion**  
Try to re-read the  
sentence. Think about  
what would make sense.



**Skippy Frog**  
Skip the tricky word.  
Read to the end.  
Go back & try it again.



**Flippy Dolphin**  
Flip the vowel sound.  
Try long & short sounds.

# Ways to Take Action & Solve Words

## Eagle Eye

Look at the picture.



Think "what is in the picture that starts with the beginning letter?"

## Lips the Fish

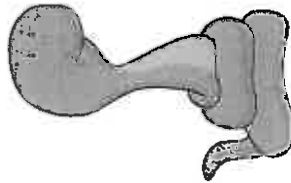
Get your mouth ready!



Say the beginning sound.

## Stretchy Snake

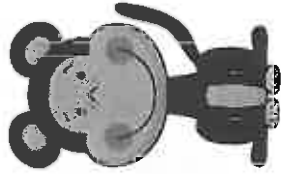
Slowly stretch each letter sound to make the word.



ship = sh || p

## Chunky Monkey

Break the word into chunks you already know.



mat


flat

splat ter

## Tryin' Lion

Try to re-read the sentence.

Think "what makes sense?"



## Skippy Frog

Skip the tricky word.



Read to the end.

Go back & try it again.

## ALWAYS

- Make Sense
- Sound Right
- Look Right

# Ways to Take Action & Solve Words


## Eagle Eye



Look at the picture.

Think "what is in the picture that starts with the beginning letter?"

## Lips the Fish



Get your mouth ready!

Say the beginning sound.

## Stretchy Snake



Slowly stretch each letter sound to make the word.

ship = sh | p

## Chunky Monkey



Break the word into chunks you already know.

mat  
flat  
splat ter

## Tryin' Lion



Try to re-read the sentence.

Think "what makes sense?"

## Skippy Frog



Skip the tricky word.

Read to the end.

Go back & try it again.

## Flippy Dolphin



Flip the vowel sound.

Try the long & short sounds.

## ALWAYS

- Make Sense
- Sound Right
- Look Right

# Ways to Take Action & Solve Words

## Eagle Eye



Look at the picture.

Think "what is in the picture that starts with the beginning letter?"

## Lips the Fish



Get your mouth ready!

Say the beginning sound.

## Stretchy Snake



Slowly stretch each letter sound to make the word.

ship = sh | p

## Chunky Monkey



Break the word into chunks you already know.

mat  
flat  
splat ter

## Tryin' Lion



Try to re-read the sentence.

Think "what makes sense?"

## Skippy Frog



Skip the tricky word.

Read to the end.

Go back & try it again.

## Flippy Dolphin



Flip the vowel sound.


Try the long & short sounds.

## ALWAYS

- Make Sense
- Sound Right
- Look Right



# Careful Caterpillar



Carefully read the  
whole word.

Think about all the  
word parts.

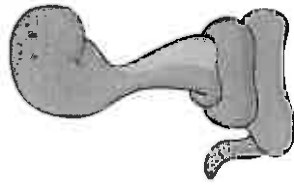
Think about what  
makes sense.

# Ways to Take Action & Solve words

**ALWAYS...**

- Make Sense
- Sound Right
- Look Right

## Stretchy Snake



Slowly stretch  
each letter  
sound to make  
the word.

ship = sh ||| p

## Skippy Frog



Skip the tricky  
word.

Read to the end.

Go back & try it  
again.


## Eagle Eye



Look at the  
picture.

Think "what is in  
the picture that  
starts with the  
beginning letter?"

## Chunky Monkey




Break the word  
into chunks you  
already know.

mai

flat

splat ter

## Flippy Dolphin



Flip the vowel  
sound.

Try the long &  
short sounds.


## Lips the Fish



Get your  
mouth  
ready!

Say the  
beginning  
sound.


## Tryin' Lion



Try to re-read  
the sentence.

Think "what  
makes sense?"

## Careful Caterpillar



Carefully read the  
whole word.

Think about all the  
word parts.

Think about what  
makes sense.

# Ways to Take Action & Solve Words

**ALWAYS...**  
• Make Sense  
• Sound Right  
• Look Right

## Eagle Eye



Look at the picture.

Think "what is in the picture that starts with the beginning letter?"

## Lips the Fish



Get your mouth ready!

Say the beginning sound.

## Stretchy Snake



Slowly stretch each letter sound to make the word.

ship = sh i p

## Chunky Monkey



Break the word into chunks you already know.

mat

flat

splat ter

## Tryin' Lion



Try to re-read the sentence.

Think "what makes sense?"

## Skippy Frog



Skip the tricky word.

Read to the end.

Go back & try it again.

Growing Firsties

## Flippy Dolphin



Flip the vowel sound.

Try the long & short sounds.

## Careful Caterpillar



Carefully read the whole word.

Think about all the word parts.

Think about what makes sense.

# Ways to Take Action & Solve Words

**ALWAYS...**  
• Make Sense  
• Sound Right  
• Look Right

## Eagle Eye



Look at the picture.

Think "what is in the picture that starts with the beginning letter?"

## Lips the Fish



Get your mouth ready!

Say the beginning sound.

## Stretchy Snake



Slowly stretch each letter sound to make the word.

ship = sh i p

## Chunky Monkey



Break the word into chunks you already know.

mat

flat

splat ter

## Tryin' Lion



Try to re-read the sentence.

Think "what makes sense?"

## Skippy Frog



Skip the tricky word.

Read to the end.

Go back & try it again.

Growing Firsties

## Flippy Dolphin



Flip the vowel sound.

Try the long & short sounds.

## Careful Caterpillar



Carefully read the whole word.

Think about all the word parts.

Think about what makes sense.

## Ways to

### Take Action!




#### Eagle Eye

Look at the picture.  
Use the beginning letter.



#### Lips the Fish

Get your mouth ready.  
Say the first sound.




#### Stretchy Snake

Sloooooowly stretch each  
letter sound together.



#### Chunky Monkey

Break the word into  
chunks you know.  
m at © fl at © spl at ter



#### Tryin' Lion

Try to re-read the  
sentence. Think about  
what would make sense.



#### Skippy Frog

Skip the tricky word.  
Read to the end.  
Go back & try it again.



#### Flippy Dolphin

Flip the vowel sound.  
Try long & short sounds.



#### Careful Caterpillar

Carefully read all the  
parts of the word.

## Ways to

### Take Action!




#### Eagle Eye

Look at the picture.  
Use the beginning letter.



#### Lips the Fish

Get your mouth ready.  
Say the first sound.



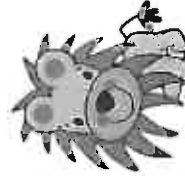
#### Stretchy Snake

Sloooooowly stretch each  
letter sound together.



#### Chunky Monkey

Break the word into  
chunks you know.  
m at © fl at © spl at ter



#### Tryin' Lion

Try to re-read the  
sentence. Think about  
what would make sense.



#### Skippy Frog

Skip the tricky word.  
Read to the end.  
Go back & try it again.



#### Flippy Dolphin

Flip the vowel sound.  
Try long & short sounds.



#### Careful Caterpillar

Carefully read all the  
parts of the word.

## Ways to

### Take Action!



#### Eagle Eye

Look at the picture.  
Use the beginning letter.



#### Lips the Fish

Get your mouth ready.  
Say the first sound.



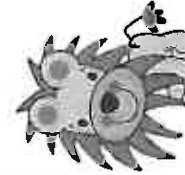
#### Stretchy Snake

Sloooooowly stretch each  
letter sound together.



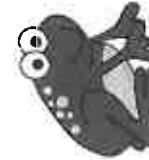
#### Chunky Monkey

Break the word into  
chunks you know.  
m at © fl at © spl at ter



#### Tryin' Lion

Try to re-read the  
sentence. Think about  
what would make sense.



#### Skippy Frog

Skip the tricky word.  
Read to the end.  
Go back & try it again.



#### Flippy Dolphin

Flip the vowel sound.  
Try long & short sounds.



#### Careful Caterpillar

Carefully read all the  
parts of the word.